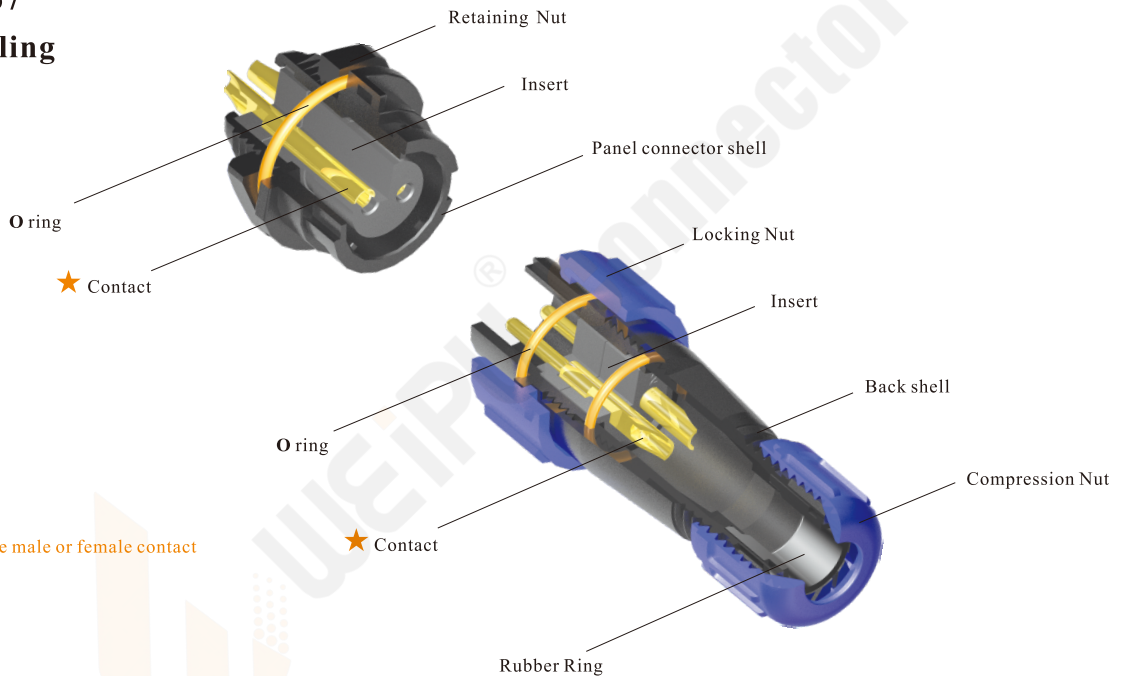


IP67



06

- SY Series IP67
- Bayonet coupling



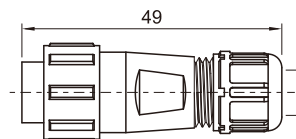
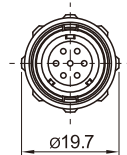
Material and spec

Coupling	Bayonet	
Shell material	PC, Nylon66, fire resistance: V-0	
Insert material	PPS, max temperature 260 °C	
Contact material	Brass with gold plating	
Termination	Solder: SY11, SY13, SY17, SY21, SY25, SY29 Crimp: SY17, SY21, SY25, SY29 Screw: SY21, SY25, SY29(Ø2.5, Ø3, Ø3.5mm contact)	
Cable outer diameter range	SY11: I:3-4mm, II:4-6.5mm SY17: 6-10mm SY25: I:10-14mm , II: 7-12mm	SY13: I: 4-6.5mm , II: 5-8mm SY21: I: 4.5-7mm, II:7-12mm III:5-9mm SY29:I:9-13mm, II:13-16mm
IP rating	IP67	
Mating cycle	500	
Temperature range	-40°C~+85°C; -20°C ~+70°C	
Insulation resistance	2000 MΩ	

SY13 Series



Cable connector
Mate with SY1311,
SY1311C, SY1312



I: 4-6.5mm
II: 5-8mm

Cable outer diameter range

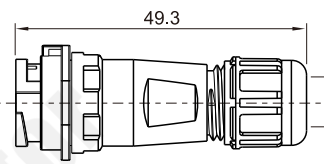
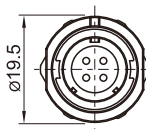
SY1310 / P — SY1310 / S

Male contact

Cable outer diameter range
I: 4-6.5mm , II: 5-8mm
Number of contact
Female contact



In-line cable connector C
Mate with SY1310



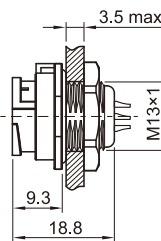
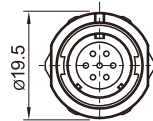
I: 4-6.5mm
II: 5-8mm

Cable outer diameter range

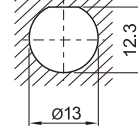
SY1311C / P — SY1311C / S



Rear-nut mount
Mate with SY1310



Panel cutout



SY1312 / P — SY1312 / S

Number of contact

Solder contact spec

Number of contact	2	3	4	5	6	7	9
Male contact face view							
Rated current (A)	13	13	5	5	5	5	3
Contact diameter (mm)	Ø1.6X2	Ø1.6X3	Ø1X4	Ø1X5	Ø1X6	Ø1X7	Ø0.7X9
Rated voltage (AC.V)	250	250	200	180	125	125	125
Test voltage(AC.V) 1 min	1500	1500	1500	1000	1000	1000	1000
Contact resistance (mΩ)	2.5	2.5	5	5	5	5	10
Wire size (mm ² / AWG)	≤2/14	≤2/14	≤0.75/18	≤0.75/18	≤0.75/18	≤0.75/18	≤0.5/20

SY13 Series



Cable connector
Mate with SY1311, SY1312

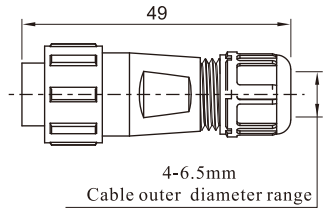
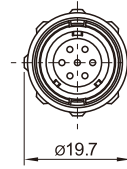
(CU):
Colour: All black

SY1310 / P _ _

SY1310 / S _ _

Male contact

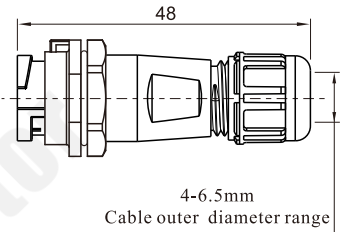
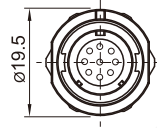
Number of contact
Female contact



In-line cable connector
Mate with SY1310

SY1311 / P _ _

SY1311 / S _ _

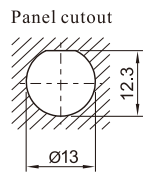
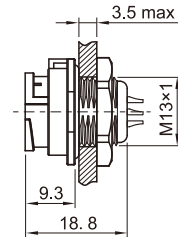
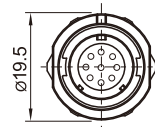


Rear-nut mount
Mate with SY1310

SY1312 / P _ _

SY1312 / S _ _

(CU):
Number of contact



Solder contact spec

Number of contact	9
Male contact face view	
Rated current (A)	3
Contact diameter (mm)	Ø0.7X9
Rated voltage (AC.V)	125
Test voltage(AC.V) 1 min	1000
Contact resistance (mΩ)	10
Wire size (AWG)	20